



CAFE - MATIC

**LIQUID
CONCENTRATE**



771-SINGLE FLAVOR



772 - TWO FLAVOR



773 - THREE FLAVOR

- ❖ **Compact Design**
- ❖ **Heavy Duty Stainless Steel Construction, Including Front Door (Optional Choice - Karma's Traditional Black Molded Door)**
- ❖ **Simple To Install - One Person Installation**
- ❖ **Easy To Service - Water Tank Easiest To Delime**
- ❖ **Most Versatile Water Supply Requirement - Water Connected Or Portable Operation**
- ❖ **Choice of Continuous Flow or Timed Dispense**
- ❖ **Iced Beverage Capability**
- ❖ **Patented Two-Roller Pump is Most Accurate**
- ❖ **Two-Roller Pump is Easiest to Clean and to Replace Tubing**
- ❖ **Easiest to Calibrate to Taste Preference**
- ❖ **Most Sanitary Delivery - No Messy Powder Residue**
- ❖ **Product Ratio 4:1 to 11:1**
- ❖ **Compatible with "ALL" Liquid Concentrate**
- ❖ **Use With Product Wells or BIB Product**
- ❖ **NSF, UL, CSA Approved**

**Producers of dependable dispensing equipment
for the food and beverage industries.**

KARMA dispensers are covered by one or more U.S. patents and applications and corresponding foreign patents and applications.



P.O. BOX 433
WATERTOWN, WI 53094 USA
920-261-1424
800-558-9565
FAX 920-261-3302
800-257-6808
Internet Web Page
<http://www.karma-inc.com>
E-Mail - karma@karma-inc.com

KARMA - ENGINEERING AND DESIGN EXPERIENCE

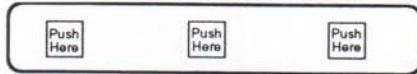
The Cafe-Matic, liquid base dispensers, serve a deliciously rich and creamy drink. The option of serving a cold drink, as well as hot, allows for seasonal choices or customer preference. Karma's liquid series adds to the bottom line serving your customer a pleasing and high quality drink. Be a step ahead of your competition serving the newest and most popular beverages (Hot Chocolate, Cappuccino and Chai) available in liquid concentrates.

The proven technology of previous Karma dispensers has been built into this user friendly liquid base series. The product delivery system is the same as the juice series; with water tank and water delivery system of Karma's very popular Cappuccino series. Both systems have proven track records with 1000's of juice machines and 10,000 + of Cappuccino dispensers being used to serve customer - pleasing beverages.

The Cafe-Matic liquid concentrate series is available in a variety of dispense choices:

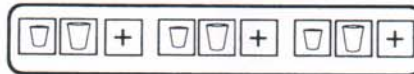
* Model 773 Illustrated

FREE PLAY DISPENSE
PER FLAVOR



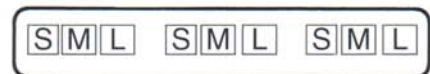
Recommended for self
serve applications

2 SIZE PORTION
CONTROL W/FREE
PLAY PER FLAVOR



Recommended for back
counter applicatons

3 SIZE PORTION
CONTROL PER FLAVOR



Recommended for back
counter applications



BAG - IN - BOX



POUCH/WELL HOLDER



POUCH

All types of product packaging can be used in the liquid concentrate series.

SPECIFICATIONS

MODEL 771/772

120V 60HZ 1800 WATTS
240V 50/60HZ 2400 WATTS

MODEL 773

120V 60HZ 1920 WATTS
240V 50/60HZ 2640 WATTS

NOTE: Subtract 10 Watts for Portable Operation
240V Add 800 Watts For Optional 3000W Heating Element
PLUMBING: 1/4" OD flared tubing tapped from 1/4" or larger cold or hot waterline.

Dimensions: 771/772 9³/₄W x 25¹/₂ D x 28H

773 15³/₄W x 25¹/₂ D x 28H

Shipping Weight: 771/772: 58 pounds 773: 62 pounds

Agency Approval: NSF-STANDARD-18 CUL-E30291



WITH WATER BOTTLE

